

September 19, 2016

**DAILY INFORMATION UPDATE**
**CORPORATE NEWS**
**NNC: Payment of cash dividend at the rate of 30%**

NNC - Nui Nho Stone Jsc. - Announces the record date for shareholder list for paying the first cash dividend for the fiscal year of 2016. Record date: October 03, 2016. Ex-date: September 30, 2016. Dividend rate: 30%. Payment date: October 14, 2016.

**NCT: Payment of cash dividend at the rate of 40%**

NCT - Noi Bai Cargo Terminal Services Jsc. - Announces the record date for shareholder list for paying the first cash dividend for the fiscal year of 2016. Record date: October 03, 2016. Ex-date: September 30, 2016. Dividend rate: 40%. Payment date: October 31, 2016.

**SHA: Payment of stock dividend at the rate of 12%**

SHA - SON HA SAI GON Jsc. - Announces the record date for shareholder list for paying stock dividend for the fiscal year of 2015. Record date: October 03, 2016. Ex-date: September 30, 2016. Dividend rate: 12%. Payment date: October 20, 2016.

**TV1: Payment of cash dividend at the rate of 10.5%**

TV1 - Power Engineering Consulting Jsc. 1 - Announces the record date for shareholder list for paying cash dividend for the fiscal year of 2015. Record date: September 30, 2016. Ex-date: September 29, 2016. Dividend rate: 10.5%. Payment date: October 26, 2016.

**VIETNAM MACROECONOMIC NEWS**
**Cinema industry aims to make 50 million USD by 2020**

Vietnam aims to develop a film making industry worth of 50 million USD in revenue by 2020. This is one of the targets mentioned under the Vietnam Culture Industry Development Strategy, which was approved by the Prime Minister earlier this week. Revenue from the culture industry is expected to contribute three percent to the country's GDP by 2020. Pushing forward human resources development and improving management and sales skills of employees working in the culture industry are among the tasks and measures that need to be undertaken to achieve the targets.

**Vietnam's used car market worth billions of dollars**

The domestic used-car market is busy with total value of US\$3 billion a year as estimated by Anycar Vietnam JSC. According to analysts, there are two groups of car dealers in the market. One attracts customers with advertising and the other with maintenance services. Established in 2010, Anycar.vn was one of the 'veterans' in the market. It now runs two used-car trading networks in Hanoi and Ho Chi Minh City and mobile services in 64 provinces and cities.













**September 19: The central rate of VND/USD is VND 21,959 per US dollar, up VND3 from last week**

The State Bank of Vietnam quoted the central rate of VND/USD on September 16 at VND21,959 per US dollar, up VND3 from last week's rate. With the current +/- 3 percent VND/USD trading band, the ceiling exchange rate is VND22,618 per US dollar and the floor rate is VND21,300 per US dollar. At 8.30 am, the Commercial Bank for Foreign Trade of Vietnam (Vietcombank) posted the buying and selling rates at VND22,270 – 22,340 per US dollar, the same with last week's rates.

**September 19: The buying and selling prices of SJC gold touched VND36,08 million and VND36,15 million, respectively**

At 8.00 am, the DOJI group traded its gold at VND36.08 million and VND36.15 million per tael, the same with last week's rate. At 9.15 am, Hanoi time, spot gold was at \$1,314.6 per ounce, up \$3 from opening. At these trading prices, after converting according to the Vietcombank's foreign exchange rate, the global price of gold was VND35.36 million, VND860,000 lower than the price of SJC gold (not including fee and tax).

**WORLD INDICES**

AREA	INDICES	+/-	Points
USA 	Dow Jones 	-88.68	18,123.80
	Nasdaq 	-5.12	5,244.57
	S&P 500 	-8.10	2,139.16
EU 	FTSE 100 	-20.02	6,710.28
	DAX 	-155.03	10,276.17
	CAC 40 	-40.77	4,332.45
ASIA 	Nikkei 225 	114.28	16,519.29
	Hang Seng 	144.95	23,335.59
	Shanghai 	-20.84	3,002.67

**INTERNATIONAL NEWS**
**September 16: The Dow industrials fell 0.49 percent, to 18,123.8**

September 16 - U.S. stocks fell on Friday as the possibility of a \$14 billion fine against Deutsche Bank weighed on big banks and investors wrestled with lingering uncertainty about when the U.S. Federal Reserve will hike interest rates. At the end of the session, The Dow Jones industrials fell 88.68 points, or 0.49 percent, to 18,123.8, the S&P 500 was down 8.1 points, or 0.38 percent, to 2,139.16 and the Nasdaq Composite lost 5.12 points, or 0.1 percent, to 5,244.57.

**September 16: U.S. crude oil fell 2 percent, to settle at \$43.03**

September 16 - Oil prices fell on Friday on worries that U.S. rig counts would continue to rise and that returning Libyan and Nigerian exports would stoke a global supply glut. At the end of the session, the price of WTI crude for October delivery, fell 88 cents, or 2%, to settle at \$43.03 a barrel. Brent crude on ICE Futures Europe for November delivery, down 82 cents, or 1.8%, to \$45.77 a barrel.

(Source: Stockbiz.vn; Vietstock.vn; Cafef.vn; Ndh.vn; TTXVN;...)

(Last updated at 5:30 PM on September 19, 2016)

September 19, 2016

**MARKET MOVEMENTS**
**VN-INDEX STATISTICS**

Change (points) ↑ **+6,58/+1,01%**

Index (points) ↑ **657.89**

Trading volume (shares) **107,313,289**

Trading value (VND billion) **2,359.43**

Advances ↑ **140**

Declines ↓ **111**

Unchanged → **60**
**HNX-INDEX STATISTICS**

Change (points) ↑ **+0,38/+0,46%**

Index (points) ↑ **82.74**

Trading volume (shares) **40,197,376**

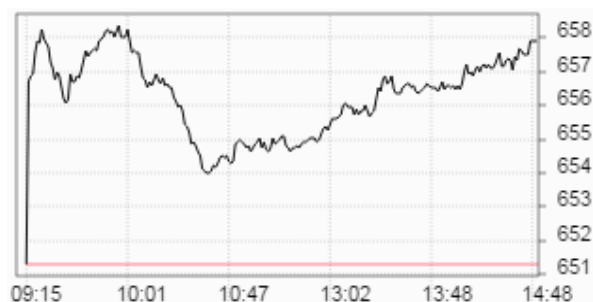
Trading value (VND billion) **531.12**

Advances ↑ **87**

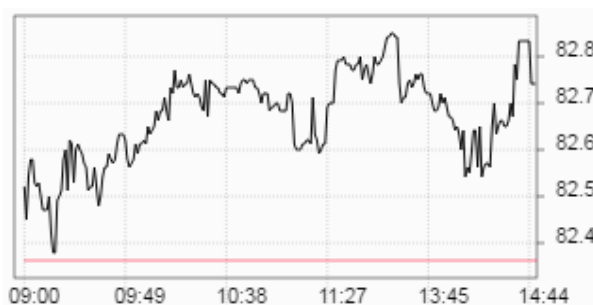
Declines ↓ **96**

Unchanged → **196**
**FOREIGNER TRADING STATISTICS**

VOLUME (SHARES)	HOSE	HNX
BUY	<b>6,068,800</b>	<b>1,131,730</b>
SELL	<b>5,676,790</b>	<b>628,650</b>
BUY - SELL	<b>392,010</b>	<b>503,080</b>

**VN-INDEX INTRA DAY**


Ticker	Open	Close	High	Low	Volume	Change
DAT	15.4	15.4	15.4	15.4	10 <span style="color: green;">↑</span>	<b>7.0%</b>
TNT	4.9	5.7	5.7	4.9	3,143,380 <span style="color: green;">↑</span>	<b>7.0%</b>
TSC	3.2	3.4	3.4	3.2	1,383,240 <span style="color: green;">↑</span>	<b>6.9%</b>
FLC	4.4	4.5	4.5	4.2	8,101,250 <span style="color: green;">↑</span>	<b>6.9%</b>
DRH	21.3	22.5	22.5	21	48,300 <span style="color: green;">↑</span>	<b>6.9%</b>

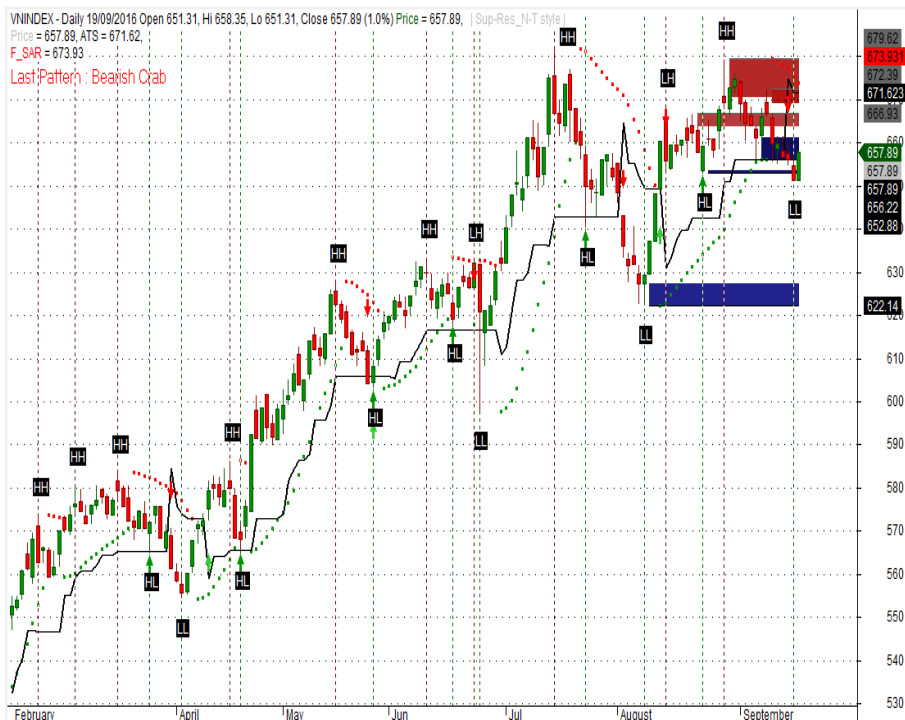
**HNX-INDEX INTRA DAY**


Ticker	Open	Close	High	Low	Volume	Change
SGC	50.6	50.6	50.6	50.6	100 <span style="color: green;">↑</span>	<b>10.0%</b>
ARM	33	33	33	33	500 <span style="color: green;">↑</span>	<b>10.0%</b>
NDF	2	2.2	2.2	2	72,900 <span style="color: green;">↑</span>	<b>10.0%</b>
SGH	35.6	35.8	35.8	32.7	1,000 <span style="color: green;">↑</span>	<b>9.8%</b>
DID	4.5	4.5	4.5	4.5	3,700 <span style="color: green;">↑</span>	<b>9.8%</b>

**FOREIGNER TRADING VALUE**

Today, foreigners were net-sellers for VND12.82 billion on both HOSE and HNX. On HOSE, foreign investors net sold VND20.61 billion. On HNX, foreign investors registered their net-buying status for VND7.79 billion.

September 19, 2016

**TECHNICAL ANALYSIS**
**VN-INDEX**


Support range: 645 - 650 Resistance range: 655 - 660

**Analysis and recommendation**

Analysis: Based on the moving of technical indicators, we believe that Vn-Index will test the nearest resistance range 655 - 660.

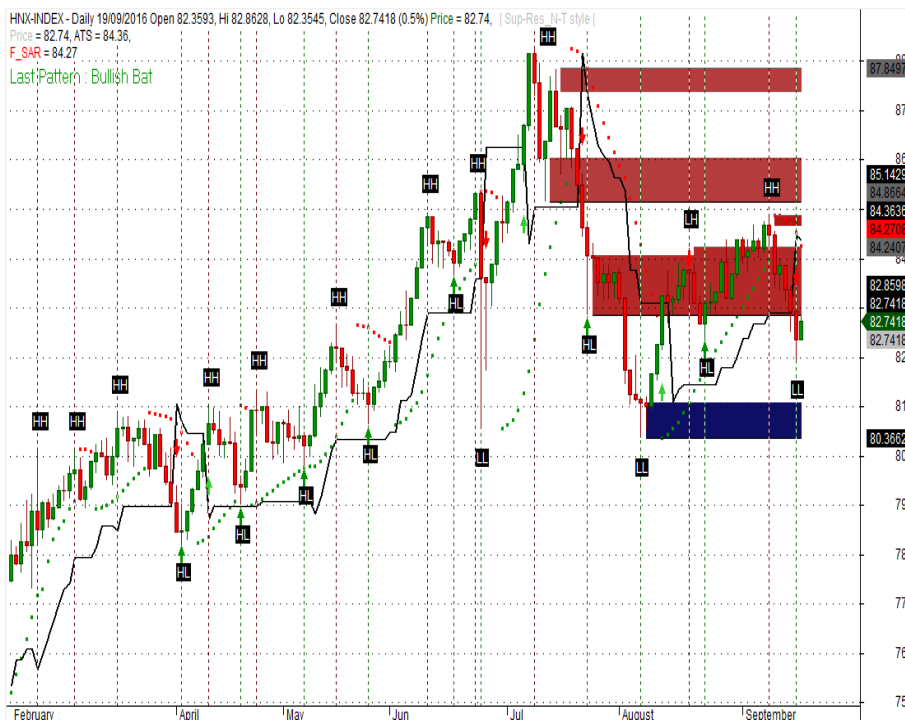
Recommendation:

In a negative scenario, when the index may correct, the nearest support range of Vn-Index is forecast at 645 - 650, where traders can take T+ buying for the short-term position. Traders may consider cutting loss if Vn-Index is lower than 645.

In a positive scenario, when the index may rebound, the nearest resistance range of Vn-Index is forecast at 655 - 660, where traders can sell a part of the existing short-term portfolio.

Based on Kelly formula, the recommended proportion of the portfolio is 90% cash/ 10% stocks.

Technical indicators				
Trend	Momentum		Volatility	
ADX	↓	ROC	→	BBs
MA	↓	RSI	↓	SD
MACD	→	Stochastic	↓	ATR
PSAR	↓	%R	↑	Volume
Aroon	↓	MFI	↓	Volume

**HNX-INDEX**


Support range: 82.0 - 82.5 Resistance range: 83.0 - 83.5

**Analysis and recommendation**

Analysis: Based on the moving of technical indicators, we believe that Hnx-Index will test the nearest resistance range 83.0 - 83.5.

Recommendation:

In a negative scenario, when the index may correct, the nearest support range of Hnx-Index is forecast at 82.0 - 82.5, where traders can take T+ buying for the short-term position. Traders may consider cutting loss if Vn-Index is lower than 82.0.

In a positive scenario, when the index may rebound, the nearest resistance range of Hnx-Index is forecast at 83.0 - 83.5, where traders can sell a part of the existing short-term portfolio.

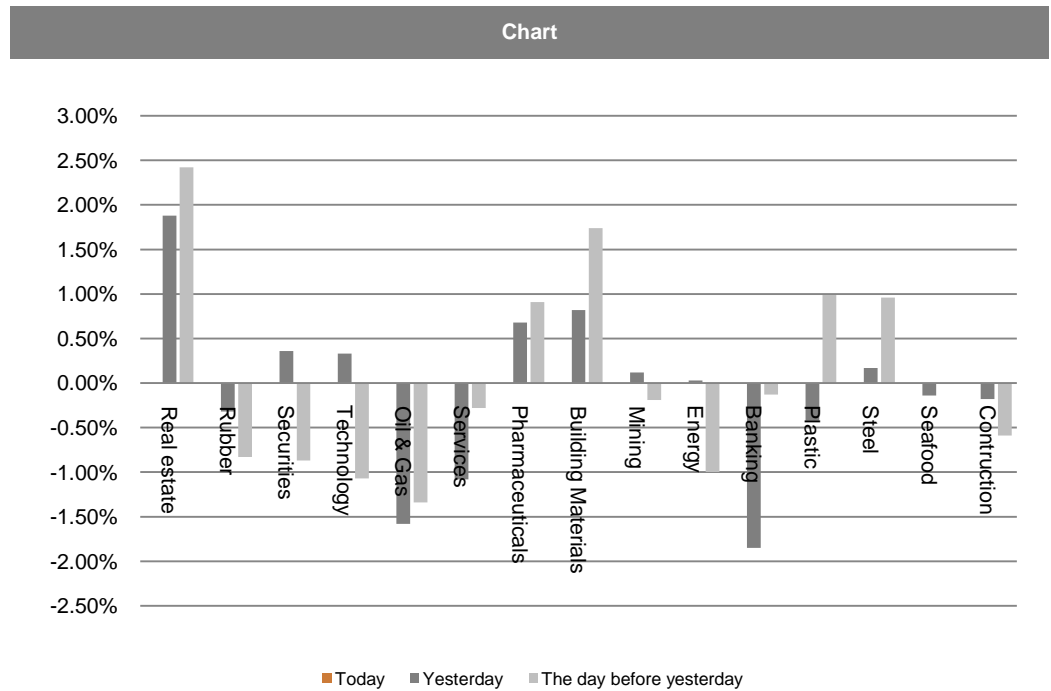
Based on Kelly formula, the recommended proportion of the portfolio is 90% cash/ 10% stocks.

Technical indicators				
Trend	Momentum		Volatility	
ADX	↓	ROC	↓	BBs
MA	↓	RSI	↓	SD
MACD	↓	Stochastic	↓	ATR
PSAR	↓	%R	↓	Volume
Aroon	↓	MFI	↓	Volume

September 19, 2016

## INDUSTRY PERFORMANCE

Industry	Change
Real estate	➡ 0.00%
Rubber	➡ 0.00%
Securities	➡ 0.00%
Technology	➡ 0.00%
Oil & Gas	➡ 0.00%
Services	➡ 0.00%
Pharmaceuticals	➡ 0.00%
Building Materials	➡ 0.00%
Mining	➡ 0.00%
Energy	➡ 0.00%
Banking	➡ 0.00%
Plastic	➡ 0.00%
Steel	➡ 0.00%
Seafood	➡ 0.00%
Construction	➡ 0.00%



Industry	Ticker	Open	Close	+/-	%	Volume
Real estate	VIC	41.2	43	↑ 1.8	↑ 4.4%	2,866,190
	KBC	17.3	17.3	➡ 0.0	➡ 0.0%	6,762,470
	REE	20.3	20.4	↑ 0.1	↑ 0.5%	167,470
	DHG	110	112.1	↑ 2.1	↑ 1.9%	119,460
Pharmaceuticals	DMC	93	91	↓ -2.0	↓ -2.2%	84,210
	IMP	62	62.5	↑ 0.5	↑ 0.8%	81,270
	HT1	27.7	27	↓ -0.7	↓ -2.5%	31,950
Building Materials	VCS	138.7	144.5	↑ 5.8	↑ 4.2%	86,513
	BCC	19	19	➡ 0.0	➡ 0.0%	394,000

(Last updated on September 16, 2016)

### Disclaimer

This report has been prepared on the basis of the information believed to be reliable at the time of publication. ASEANSC makes no representation or warranty regarding the completeness and accuracy of such information. This report is provided, for information purposes only and does not constitute an offer or solicitation to buy or sell any securities discussed herein any jurisdiction. Investors must make their investment decisions based upon independent advice subject to their particular financial situation and investment objectives. This report may not be copied, reproduced, published or redistributed by any person for any purpose without the written permission of an authorized representative of ASEANSC.