

🕒 08:00 AM · PRE-MARKET



# MORNING BRIEF

Key macro developments and notable signals before the market opens.

[Place Order](#)

[Research Center](#)

## 🌐 US EQUITY INDICES

Index	Level	+/- (%)
Dow Jones	49,760.56	+56.09 (0.11%)
S&P 500 derived	7,400.96	-11.88 (-0.16%)
Nasdaq	26,088.20	-185.92 (-0.71%)
Small Cap 2000 derived	2,842.83	-27.81 (-0.97%)
S&P 500 VIX derived	17.85	-0.14 (-0.78%)
S&P/TSX	34,290.73	+151.85 (0.44%)

Source: Investing.com, Vietstock, compiled by ASEANSC

## 📺 ASEAN DIGITAL SECURITIES YOUTUBE CHANNEL

[View channel](#)



FEATURED VIDEO

Quick market updates from ASEAN Securities



YOUTUBE CHANNEL



ASEAN SHORTS

Watch the latest short videos

ASEAN CHANNEL

ASEAN Digital Securities YouTube Shorts



## 🌐 GLOBAL NEWS



**US federal appeals court orders a stay on ruling over the 10% global tariff** — On May 12, a US federal appeals court ordered a stay on the ruling that declared President Donald Trump's 10% global tariff...

GLOBAL NEWS | Updated at 15:36:30 · 13/05/2026



**Japanese investors accelerate overseas investment despite a weaker yen** — Net outward FDI by Japanese companies reached JPY33tn (USD209bn) in 2025, surpassing the previous year's record and doubling...

GLOBAL NEWS | Updated at 15:36:30 · 13/05/2026



**Chinese companies worry more about the Iran war than Trump tariffs** — Over the past year, Chinese exporters have rushed to diversify away from the US market, shift supply chains overseas, and expand...

GLOBAL NEWS | Updated at 15:36:30 · 13/05/2026



**Wall Street keeps hitting new highs amid the Iran conflict: What is supporting the market?** — The US-Iran conflict continues with no sign of a peace deal, yet US equities have continued to set new highs.

GLOBAL NEWS | Updated at 15:36:30 · 13/05/2026



**South Korea needs expansionary fiscal policy to support growth** — South Korean President Lee Jae Myung emphasized that strong and timely fiscal spending would help stimulate domestic demand and reinvigorate the economy...

GLOBAL NEWS | Updated at 15:36:30 · 13/05/2026



**Fractures in the global energy order** — The United Arab Emirates' official decision to leave the Organization of the Petroleum Exporting Countries (OPEC) and the OPEC+ alliance...

GLOBAL NEWS | Updated at 15:36:30 · 13/05/2026



**Global gold falls below USD4,700** — Gold prices fell on May 12 as hopes for a peace agreement with Iran faded. Higher oil prices also raised inflation concerns...

GLOBAL NEWS | Updated at 15:36:30 · 13/05/2026



**Wall Street ends in the red after hotter-than-expected inflation report** — US equities edged lower on May 12 as technology stocks faced profit-taking pressure and oil prices continued to rise sharply...

GLOBAL NEWS | Updated at 15:36:30 · 13/05/2026

## DOMESTIC NEWS

 Place Order



**HCMC: Special Urban Law dossier must be submitted by the first week of July at the latest**

MACRO | 4 hours ago



**After real estate and energy, Bàu Hiến's T&T Group accelerates in logistics**

ECONOMY - INVESTMENT | 4 hours ago



**Four gateway BOT projects accelerate, with construction timelines finalized**

NEWS | Today



**Ministry of Construction: Each project only needs to complete one administrative procedure**

NEWS | Today



**Airlines revisit summer schedules as fuel prices rise sharply**

NEWS | Today



**Prime Minister urges China to further open its market to Vietnamese agricultural products**

NEWS | Today

## CORPORATE NEWS

 Place Order



**BMP to pay remaining 2025 cash dividend of over VND684bn** — On May 12, Binh Minh Plastics JSC (HOSE: BMP) announced the remaining 2025 cash dividend payment of VND8,360/share, scheduled for June 10.

**CORPORATE NEWS** | Updated at 15:36:30 · 13/05/2026



**Khang Điền avoids SSC penalty despite bond-related violations cited by the Government Inspectorate due to statute of limitations** — The SSC identified several violations by Khang Điền related to issuance documents, information disclosure, and improper use of bond proceeds, but the company...

**CORPORATE NEWS** | Updated at 15:36:30 · 13/05/2026



**Petrolimex Insurance plans to pay over VND133bn in dividends** — Petrolimex Insurance Corporation (PJICO, HOSE: PGI) announced May 26 as the ex-right date for its 2025 cash dividend.

**CORPORATE NEWS** | Updated at 15:36:30 · 13/05/2026



**Q1 earnings of industrial park developers fall to a two-year low** — Industrial park real estate companies started 2026 on a softer note as sector-wide profit declined to the lowest level in two years amid pressure...

**CORPORATE NEWS** | Updated at 15:36:30 · 13/05/2026



**Early bond redemptions in April rise nearly 38% YoY** — According to VBMA data compiled from HNX and the SSC, as of the April 29, 2026 disclosure date, there were 18 issuances...

**CORPORATE NEWS** | Updated at 15:36:30 · 13/05/2026



**DXG to issue over 155 million bonus shares after rebranding** — Shortly after its name change, Bluemarq Group (formerly Đất Xanh) announced a plan to issue over 155 million bonus shares to raise charter capital to nearly VND12.7tn.

**CORPORATE NEWS** | Updated at 15:36:30 · 13/05/2026



## EVENT CALENDAR

Upcoming corporate and macro events

06/2026

26

**TAW**

Cash dividend payment of VND1,515/share

Dividend

06/2026

26

**TAW**

Cash dividend payment of VND1,515/share

Dividend

06/2026

11

**TDW**

Cash dividend payment of VND1,600/share

Dividend

06/2026

03

**VSA**

Cash dividend payment of VND1,000/share

Dividend

05/2026

29

**GMD**

Cash dividend payment of VND2,200/share

Dividend

06/2026

10

**TCB**

Cash dividend payment of VND700/share

Dividend



# MID-SESSION UPDATE

Morning market pulse, money flows, and key index movements.

[Place Order](#)

[Research Center](#)

VN-INDEX

**1,898.37**

**-0.14%**

CHANGE

**-2.73 pts**

GTGD

24,909.6bn | +5,764.5bn  
(+30.11%)

Gainers

144

Unchanged

58

Decliners

168

VN30

**2,043.51**

**-0.51%**

CHANGE

**-10.46 pts**

GTGD

14,467.8bn | +4,486.5bn  
(+44.95%)

Gainers

13

Unchanged

2

Decliners

15

HNX-INDEX

**254.62**

**+0.53%**

CHANGE

**+1.34 pts**

GTGD

1,204.1bn | +423.6bn  
(+54.27%)

Gainers

Unchanged

Decliners

## MARKET RECAP

The VN-Index closed slightly lower by 2.73 points but showed a constructive signal as bargain-hunting demand strengthened in the second half of the session, helping the index recover from its intraday low and close above the session's average level. Improved liquidity was a positive sign that money flows remained active, with Oil & Gas, Fertilizers & Chemicals, and Insurance partly cushioning the index against correction pressure from Real Estate and divergence within the VN30 basket. That said, market conditions remain challenging as breadth tilted toward decliners, while foreign investors recorded sizeable net selling of VND1,496bn, mainly in large-cap names such as FPT, ACB, and VHM, limiting the index's near-term breakout momentum.

## MARKET VIEW

Technically, the VN-Index continues to preserve its primary uptrend after closing at 1,898, remaining above the MA10 and MA20, while RSI (66) and MFI (60) indicate that price momentum and money flows are still improving despite rising intraday selling pressure. Given the current technical setup, the market will likely continue to trade choppily in a narrow range around the 1,890–1,900 support zone before establishing a clearer trend to retest the 1,910–1,920 resistance range. Against this backdrop, short-term investors should maintain moderate exposure, avoid chasing rebounds, and trade around defined price zones, while prioritizing stocks supported by State divestment stories, pro-growth resolutions, market-upgrade catalysts, or the offshore oil & gas cycle. Meanwhile, medium- to long-term investors may use pullbacks to support as opportunities to accumulate in tranches in fundamentally sound and liquid sectors such as Banking, Securities, Retail, Public Investment, and Oil & Gas.

## FOREIGN FLOW SPOTLIGHT

Net-buying sessions 0/6

## FOREIGN NET FLOW OVER THE LAST 6 SESSIONS

Today -918

Unit: VND bn · Green bars indicate net buying, red bars indicate net selling · Midline marks the breakeven level.

6-session cumulative net selling

**-5.215**

Largest swing

**-1.248**

Reversal session

**None**

T-5

T-4

T-3

T-2

T-1

Today



Source: Algo, compiled by ASEANSC

Key takeaway: Foreign investors recorded cumulative net selling of VND5,215bn over the last six sessions, with net selling seen in all 6/6 sessions.

**FLOW LEADERS**

**TOP FOREIGN TRADING**

Top 5 notable net-bought and net-sold tickers in the session.

**TOP 5 NET BUYS**



**TOP 5 NET SELLS**



15:30 PM · MARKET CLOSE



**MARKET CLOSE BRIEF**

Daily market wrap, trend view, and key market data.

[Place Order](#)

[Research Center](#)

**INDEX SUMMARY**

**VN-INDEX** ▼  
**1,898.37** -0.14%  
 CHANGE -2.73 pts  
 GTGD 24,909.6bn | +5,764.5bn  
(+30.11%)

**VN30** ▼  
**2,043.51** -0.51%  
 CHANGE -10.46 pts  
 GTGD 14,467.8bn | +4,486.5bn  
(+44.95%)

**HNX-INDEX** ▲  
**254.62** +0.53%  
 CHANGE +1.34 pts  
 GTGD 1,204.1bn | +423.6bn  
(+54.27%)

Gainers

Unchanged

Decliners

Gainers  
144

Unchanged  
58

Decliners  
168

Gainers 13

Unchanged  
2

Decliners  
15

## MARKET RECAP

The VN-Index closed slightly lower by 2.73 points but showed a constructive signal as bargain-hunting demand strengthened in the second half of the session, helping the index recover from its intraday low and close above the session's average level. Improved liquidity was a positive sign that money flows remained active, with Oil & Gas, Fertilizers & Chemicals, and Insurance partly cushioning the index against correction pressure from Real Estate and divergence within the VN30 basket. That said, market conditions remain challenging as breadth tilted toward decliners, while foreign investors recorded sizeable net selling of VND1,496bn, mainly in large-cap names such as FPT, ACB, and VHM, limiting the index's near-term breakout momentum.

## MARKET VIEW

Technically, the VN-Index continues to preserve its primary uptrend after closing at 1,898, remaining above the MA10 and MA20, while RSI (66) and MFI (60) indicate that price momentum and money flows are still improving despite rising intraday selling pressure. Given the current technical setup, the market will likely continue to trade choppily in a narrow range around the 1,890–1,900 support zone before establishing a clearer trend to retest the 1,910–1,920 resistance range. Against this backdrop, short-term investors should maintain moderate exposure, avoid chasing rebounds, and trade around defined price zones, while prioritizing stocks supported by State divestment stories, pro-growth resolutions, market-upgrade catalysts, or the offshore oil & gas cycle. Meanwhile, medium- to long-term investors may use pullbacks to support as opportunities to accumulate in tranches in fundamentally sound and liquid sectors such as Banking, Securities, Retail, Public Investment, and Oil & Gas.

## VN-INDEX PERFORMANCE OVER THE LAST 6 SESSIONS

Each tile represents one recent session | Shows closing level and change vs the previous session

■ GAINERS ■ DECLINERS ■ FLAT

06/05

1,891.20

+16.35 pts

+0.87%

07/05

1,909.01

+17.81 pts

+0.94%

08/05

1,915.37

+6.36 pts

+0.33%

11/05

1,895.50

-19.87 pts

-1.04%

12/05

1,901.10

+5.6 pts

+0.3%

13/05

1,898.37

-2.73 pts

-0.14%

Strongest gaining session

+17.81 pts

Sharpest declining session

-19.87 pts

6-session cumulative change

+23.52 pts

## FOREIGN FLOW SPOTLIGHT

↑ Net-buying sessions 0/6

## FOREIGN NET FLOW OVER THE LAST 6 SESSIONS

↓ Today -918

Unit: VND bn · Green bars indicate net buying, red bars indicate net selling · Midline marks the breakeven level.

6-session cumulative net selling

-5.215

Largest swing

-1.248

Reversal session

None

T-5

T-4

T-3

T-2

T-1

Today



Source: Algo, compiled by ASEANSC

Key takeaway: Foreign investors recorded cumulative net selling of VND5,215bn over the last six sessions, with net selling seen in all 6/6 sessions.

FLOW LEADERS

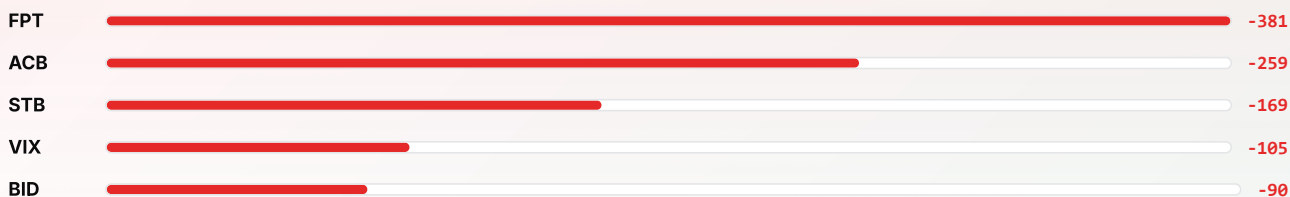
TOP FOREIGN TRADING

Top 5 notable net-bought and net-sold tickers in the session.

TOP 5 NET BUYS



TOP 5 NET SELLS



MONEY FLOW · HEATMAP

DOMESTIC & FOREIGN FLOW HEATMAP

TIME FRAME 07/05/2026 - 13/05/2026 (1 week)

Place Order

Research Center

Ranks domestic and foreign money-flow preference across key investment themes over a one-week observation window.

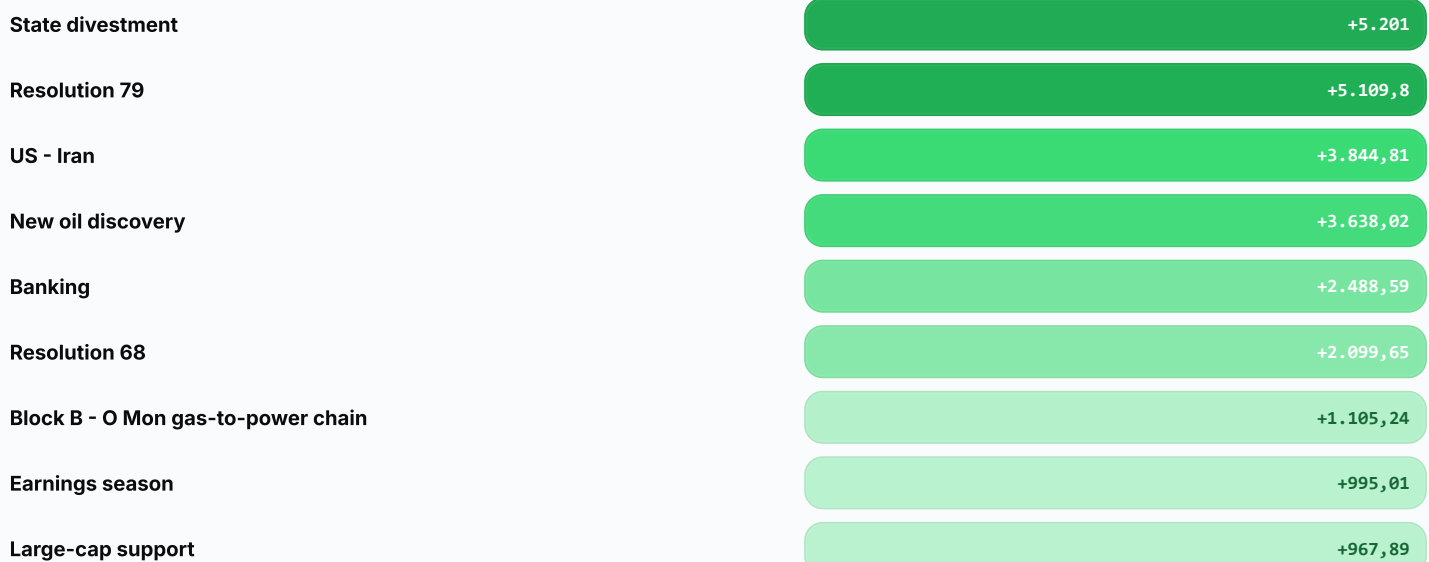
## Foreign Flow Heatmap

📅 1 WEEK



## Domestic Flow Heatmap

🏠 1 WEEK



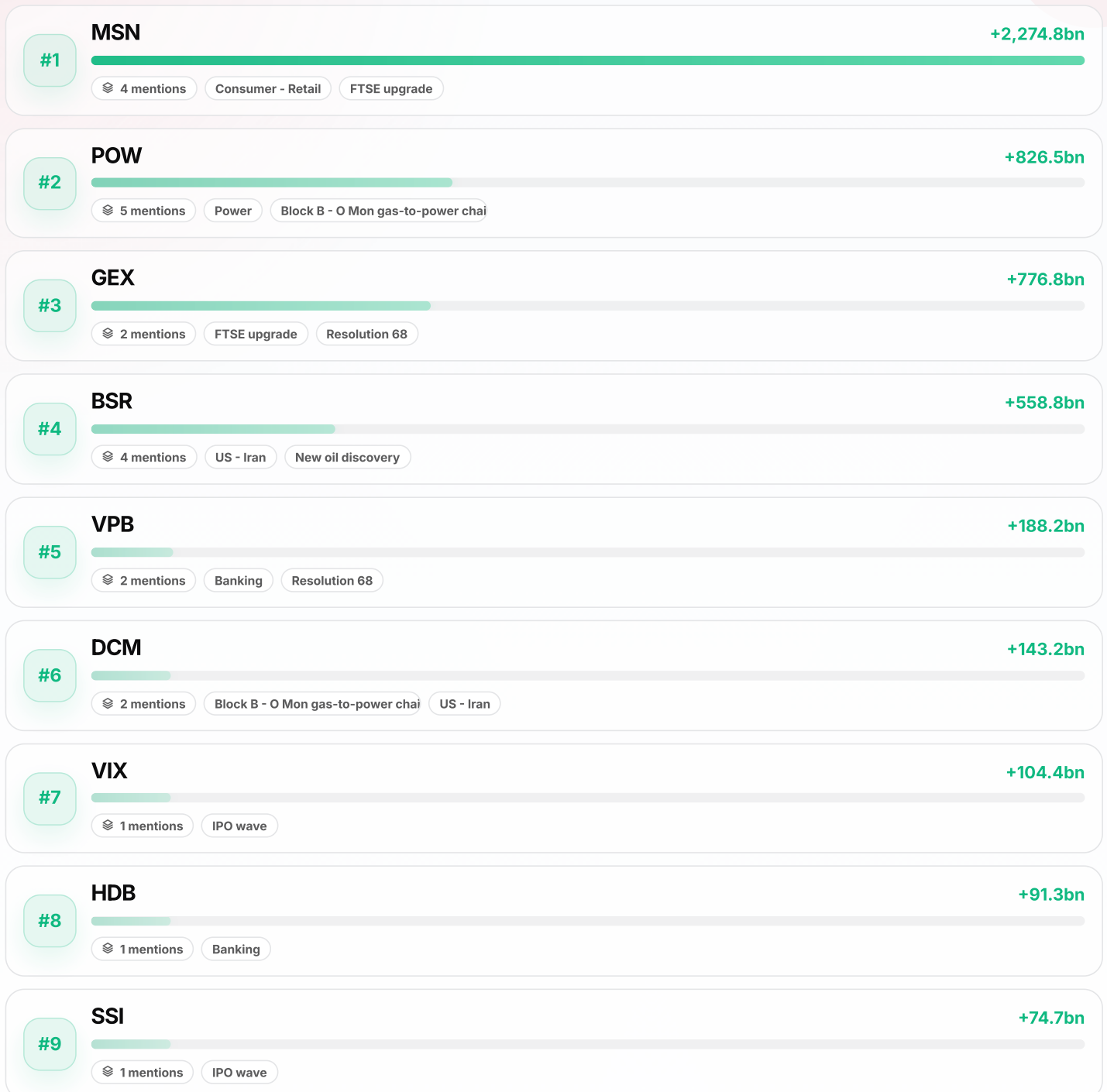


Strong negative Strong positive

## Top Foreign Flow

TICKER RANKING

Ticker ranking based on cumulative values appearing in TOP\_BUY clusters from the foreign sheet.



#10

**BID****+62.0bn**

4 mentions

Resolution 79

State divestment

**Top Domestic Flow**

TICKER RANKING

Ticker ranking based on cumulative values appearing in TOP\_BUY clusters from the domestic sheet.

#1

**BSR****+8,808.8bn**

4 mentions

State divestment

Resolution 79

#2

**GEX****+7,825.4bn**

2 mentions

Resolution 68

FTSE upgrade

#3

**BID****+5,355.2bn**

4 mentions

State divestment

Resolution 79

#4

**CTG****+4,975.0bn**

5 mentions

State divestment

Resolution 79

#5

**VIX****+2,387.6bn**

1 mentions

IPO wave

#6

**PVS****+1,341.3bn**

3 mentions

US - Iran

New oil discovery

#7

**PVD****+1,162.5bn**

3 mentions

US - Iran

New oil discovery

#8

**STB****+965.6bn**

1 mentions

Banking

#9

**HDB****+908.0bn**

1 mentions

Resolution 68

#10

**GMD****+850.8bn**

2 mentions

Resolution 68

Exports

**DISCLAIMER**

This market report contains subjective views and is based on information sources deemed reliable and on detailed, prudent analysis. ASEANSC does not guarantee the absolute accuracy or completeness of these information sources. This report is prepared solely for informational purposes and is not

intended to provide any specific securities buy/sell recommendation or instruction. Investors should use this report as a reference when making investment decisions and are fully responsible for their own investment decisions. The views and estimates in our assessment are valid as of the report date and may change without prior notice. This report is copyrighted by ASEANSC. Any reproduction, transfer, or modification in any form without ASEANSC's consent is prohibited.



## ASEAN SECURITIES CORPORATION

Website: [www.aseansc.com.vn](http://www.aseansc.com.vn)

### HEAD OFFICE

Floors 4, 5, 6, and 7 – No. 3 Dang Thai Than,  
Cua Nam Ward, Hanoi.

Tel: 024 6275 8668

Order hotline: **024 6275 8888**

### HO CHI MINH CITY BRANCH

2nd Floor – No. 77-79 Pho Duc Chinh,  
Ben Thanh Ward, Ho Chi Minh City.

Tel: 028 3933 0308

Order hotline: **028 3933 0309**



 **DOWNLOAD APP**