

08:00 AM · PRE-MARKET



MORNING BRIEF

A roundup of macro developments and key signals before the trading session.

Place order

Research Center

U.S. EQUITY INDICES

Index	Level	+/- (%)
Dow Jones	52,900.07	+594.83 (1.14%)
S&P 500 derived	7,483.24	+0.01 (0%)
Nasdaq	25,832.67	-207.36 (-0.8%)
Small Cap 2000 derived	2,994.93	-17.66 (-0.59%)
S&P 500 VIX derived	15.88	-0.27 (-1.67%)
S&P/TSX	34,966.67	+109.68 (0.31%)

Sources: Investing.com, Vietstock, ASEANSC compilation

ASEAN DIGITAL SECURITIES VIDEOS

View playlists

REALTIME

THUMBNAIL

Basic Investment Knowledge

Watch on YouTube

Basic Investment Knowledge

Quickly open the latest basic investment education videos on YouTube.



REALTIME

THUMBNAIL

Market Analysis

Watch on YouTube

Market Analysis

Quickly open the latest market-analysis videos on YouTube.



INTERNATIONAL NEWS



Trump buys Apple, Nvidia and other tech giants before reciprocal-tariff delay deadline — While investors and the business community spent the first days of April 2025 worrying about the future of global trade and the economy after...

INTERNATIONAL NEWS

Updated at 15:28:20 · 03/07/2026



Criticized for earning USD1.4bn from crypto, what did Trump say? — U.S. President Donald Trump defended more than USD1.4bn in income from crypto-related activities, arguing that not only he but also Americans...

INTERNATIONAL NEWS

Updated at 15:28:20 · 03/07/2026



Global gold rises over 2% after U.S. jobs report — Gold prices rose sharply on July 02 after a weaker-than-expected U.S. jobs report reduced expectations that the U.S. Federal Reserve (Fed) would continue raising...

INTERNATIONAL NEWS

Updated at 15:28:20 · 03/07/2026



Dow Jones gains nearly 600 points on expectations the Fed will delay rate hikes — The Dow Jones closed at a record high on July 02 as a weaker-than-expected jobs report increased expectations that the U.S. Federal Reserve (Fed)...

INTERNATIONAL NEWS

Updated at 15:28:20 · 03/07/2026



Worrying signal for the Fed: U.S. labor market weaker than forecast amid high inflation — The U.S. economy added 57,000 jobs in June, well below market expectations, while the unemployment rate fell to 4.2%...

INTERNATIONAL NEWS

Updated at 15:28:20 · 03/07/2026



Global central banks seek to cut USD holdings and increase gold purchases — For the first time, central banks globally are leaning toward reducing the share of USD holdings over the next decade, reflecting the view that assets...

INTERNATIONAL NEWS

Updated at 15:28:20 · 03/07/2026



Michael Burry: The AI bubble is nearing its "endgame", increases shorts on Nvidia, Tesla and chip stocks — Famed investor Michael Burry, who correctly predicted the 2008 financial crisis, continues to expand bets against the AI frenzy...

INTERNATIONAL NEWS

Updated at 15:28:20 · 03/07/2026




The greenback paradox: Why Trump's policies could ultimately strengthen the USD? — In recent weeks, U.S. Treasury Secretary Scott Bessent has repeatedly delivered a firm message on the dollar: "We have a policy..."

INTERNATIONAL NEWS

Updated at 15:28:20 · 03/07/2026

DOMESTIC NEWS

 Place order



Disbursed FDI into Vietnam real estate nears USD1bn in six months

ECONOMY - INVESTMENT | 1 hour ago



Total retail sales of goods and services rose 14.8% in June before inflation adjustment

MACRO | 1 hour ago



What does the World Bank's income upgrade mean for Vietnam?

MACRO | 2 hours ago



Thach Khe iron ore project terminated

ECONOMY - INVESTMENT | 3 hours ago



Government approves Executive Board personnel for Vietnam International Financial Center

MACRO | 3 hours ago



Industrial production index estimated to rise 11.2% YoY in 2Q2026

ECONOMY - INVESTMENT | 3 hours ago



Thu Dau Mot Water to offer more than 11.1mn shares at a 26% discount — Thu Dau Mot Water JSC (HOSE: TDM) announced a plan to offer shares to existing shareholders, with expected proceeds of more than VND483bn.

CORPORATE NEWS | Updated at 15:28:20 · 03/07/2026



Gemadept and CJ complete restructuring of shipping and logistics segment — On June 30, Gemadept Corporation (HOSE: GMD) and CJ Logistics Hong Kong Holdings Limited held a transaction completion ceremony, officially closing...

CORPORATE NEWS | Updated at 15:28:20 · 03/07/2026



Do Thanh Nhan becomes VKC Chairman — Do Thanh Nhan officially became VKC Chairman after being elected by shareholders to the Board of Directors for the 2026–2031 term.

CORPORATE NEWS | Updated at 15:28:20 · 03/07/2026



Vinamilk remains among Vietnam's top 2 most valuable brands for four consecutive years — On the morning of July 02, Brand Finance announced the Brand Finance Vietnam 100 2026 ranking. Vinamilk continued...

CORPORATE NEWS | Updated at 15:28:20 · 03/07/2026



How much capital has PNJ injected into PNJ Laboratory (P-Lab)? — In its 2025 report, PNJ introduced PNJ Laboratory Co., Ltd. as having nearly 30 years of experience in the appraisal services field...

CORPORATE NEWS | Updated at 15:28:20 · 03/07/2026



Hoang Huy Green River: Opportunity to capture early capital flows at the heart of Thuy Nguyen — The shift of Hai Phong's development center to the north of the Cam River is creating notable changes in the Thuy Nguyen real estate market...

CORPORATE NEWS | Updated at 15:28:20 · 03/07/2026



EVENT CALENDAR

Upcoming corporate and macro events

07/2026

31

ICT

Cash dividend of VND1,000/share

Dividend

07/2026

30

XLV

Cash dividend of VND1,500/share

Dividend

07/2026

30

KCB

Cash dividend of VND700/share

Dividend

07/2026

17

MBB

Cash dividend of VND1,000/share

Dividend

07/2026

29

QCC

Cash dividend of VND 600/share

Dividend

07/2026

31

HTG

Cash dividend of VND 500/share

Dividend



MID-SESSION UPDATE

Morning market pulse, money flow and key index movements.

Place order

Research Center

VN-INDEX ↘

1,862.08 -0.23%

CHANGE -4.27 pts

TURNOVER VND13,932.8bn | +VND1,978.4bn (+16.55%)

Advancers

107

Unchanged

57

Decliners

202

VN30 ↘

2,002.56 -0.32%

CHANGE -6.48 pts

TURNOVER VND7,407.7bn | +VND684.4bn (+10.18%)

Advancers

6

Unchanged

4

Decliners

20

HNX-INDEX ↗

307.57 +0.27%

CHANGE +0.84 pts

TURNOVER VND1,565.2bn | +VND761.9bn (+94.84%)

Advancers

Unchanged

Decliners

MARKET RECAP

The VN-Index closed down more than 4 points as selling pressure intensified toward the end of the session, pushing the index to finish at the low end of its intraday range and showing that buyers' stabilization efforts were still insufficient to reverse the intraday trend. Red dominated the market as breadth tilted heavily toward decliners, with 202 stocks falling on HOSE, while the VN30 basket also weakened with 20 out of 30 constituents correcting. Foreign investors added pressure through net selling of VND858bn, concentrated in key large-cap names such as TCB, MSN, and VIC. The decline broadened across major-cap sectors including Real Estate, Industrial Parks, Power, and Construction, creating notable pressure on the headline index. On the positive side, Aviation and Securities maintained gains, partly easing the market's correction pressure.

OUR VIEW

The VN-Index is sending a neutral signal with short-term weakening after closing at 1,862 points, below the MA10 but still holding the MA20 support, while RSI and MFI remain in balanced territory. This suggests that although selling pressure is dominant, it has not yet been strong enough to break the broader trend structure. Under our base case for the next session, the market is likely to fluctuate in a narrow range before establishing a clearer direction. Short-term investors should therefore maintain a medium portfolio weighting, avoid chasing rebounds, and trade tactically within the 1,860-1,890 range, while prioritizing stocks with idiosyncratic catalysts such as State divestments, market upgrade prospects, economic development resolutions, or the offshore cycle. Medium- to long-term investors may use pullbacks toward support zones to accumulate fundamentally sound and liquid stocks in Banking, Securities, Retail, Public Investment, and Oil & Gas.

FOREIGN FLOW SPOTLIGHT

Net-buying sessions 2/6

FOREIGN NET BUY/SELL OVER 6 SESSIONS

Today -844

Unit: VND bn · Green bars indicate net buying, red bars indicate net selling · The midline marks breakeven.

Six-session cumulative net selling **-2.617**

Largest swing **-1.176**

Reversal session **T-2**

T-5

T-4

T-3

T-2

T-1

Today

+347



+234



-736



-1.176



-442



-844

Source: Algo, ASEANSC compilation

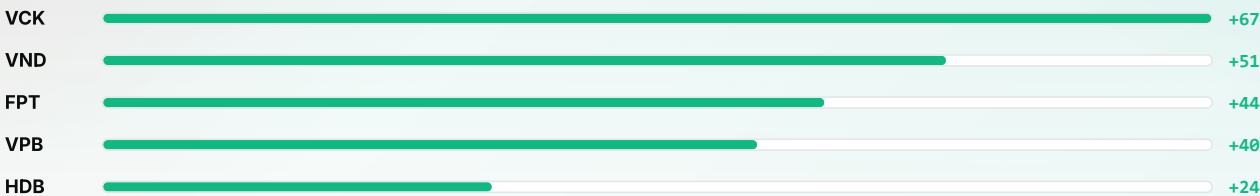
Key takeaway: Foreign investors recorded cumulative net selling of VND2,617bn over six sessions, with net selling in four of the six sessions.

FLOW LEADERS

TOP FOREIGN TRADING

Top 5 notable foreign net-bought and net-sold stocks during the session.

TOP 5 NET BOUGHT



TOP 5 NET SOLD



15:30 PM · MARKET CLOSE



MARKET CLOSE

Session recap, trend view and key market data for the day.

Place order

Research Center

INDEX SUMMARY

VN-INDEX ↘
1,862.08 -0.23%
 CHANGE -4.27 pts
 TURNOVER VND13,932.8bn | +VND1,978.4bn (+16.55%)

VN30 ↘
2,002.56 -0.32%
 CHANGE -6.48 pts
 TURNOVER VND7,407.7bn | +VND684.4bn (+10.18%)

HNX-INDEX ↗
307.57 +0.27%
 CHANGE +0.84 pts
 TURNOVER VND1,565.2bn | +VND761.9bn (+94.84%)

Advancers
107

Unchanged
57

Decliners
202

Advancers
6

Unchanged
4

Decliners
20

Advancers

Unchanged

Decliners

MARKET RECAP

The VN-Index closed down more than 4 points as selling pressure intensified toward the end of the session, pushing the index to finish at the low end of its intraday range and showing that buyers' stabilization efforts were still insufficient to reverse the intraday trend. Red dominated the market as breadth tilted heavily toward decliners, with 202 stocks falling on HOSE, while the VN30 basket also weakened with 20 out of 30 constituents correcting. Foreign investors added pressure through net selling of VND858bn, concentrated in key large-cap names such as TCB, MSN, and VIC. The decline broadened across major-cap sectors including Real Estate, Industrial Parks, Power, and Construction, creating notable pressure on the headline index. On the positive side, Aviation and Securities maintained gains, partly easing the market's correction pressure.

OUR VIEW

The VN-Index is sending a neutral signal with short-term weakening after closing at 1,862 points, below the MA10 but still holding the MA20 support, while RSI and MFI remain in balanced territory. This suggests that although selling pressure is dominant, it has not yet been strong enough to break the broader trend structure. Under our base case for the next session, the market is likely to fluctuate in a narrow range before establishing a clearer direction. Short-term investors should therefore maintain a medium portfolio weighting, avoid chasing rebounds, and trade tactically within the 1,860–1,890 range, while prioritizing stocks with idiosyncratic catalysts such as State divestments, market upgrade prospects, economic development resolutions, or the offshore cycle. Medium- to long-term investors may use pullbacks toward support zones to accumulate fundamentally sound and liquid stocks in Banking, Securities, Retail, Public Investment, and Oil & Gas.

VN-INDEX PERFORMANCE OVER THE LAST 6 SESSIONS

Each tile represents one recent session | Displays the close and change versus the previous session

● ADVANCERS ● DECLINERS ● SIDEWAYS

26/06

1,871.91

+8.84 pts

+0.47%

29/06

1,854.97

-16.94 pts

-0.9%

30/06

1,860.01

+5.04 pts

+0.27%

01/07

1,867.21

+7.2 pts

+0.39%

02/07

1,866.35

-0.86 pts

-0.05%

03/07

1,862.08

-4.27 pts

-0.23%

Strongest up session

+8.84 pts

Sharpest down session

-16.94 pts

6-session cumulative

-0.99 pts

FOREIGN FLOW SPOTLIGHT

Net-buying sessions 2/6

FOREIGN NET BUY/SELL OVER 6 SESSIONS

Today -844

Unit: VND bn · Green bars indicate net buying, red bars indicate net selling · The midline marks breakeven.

Six-session cumulative net selling

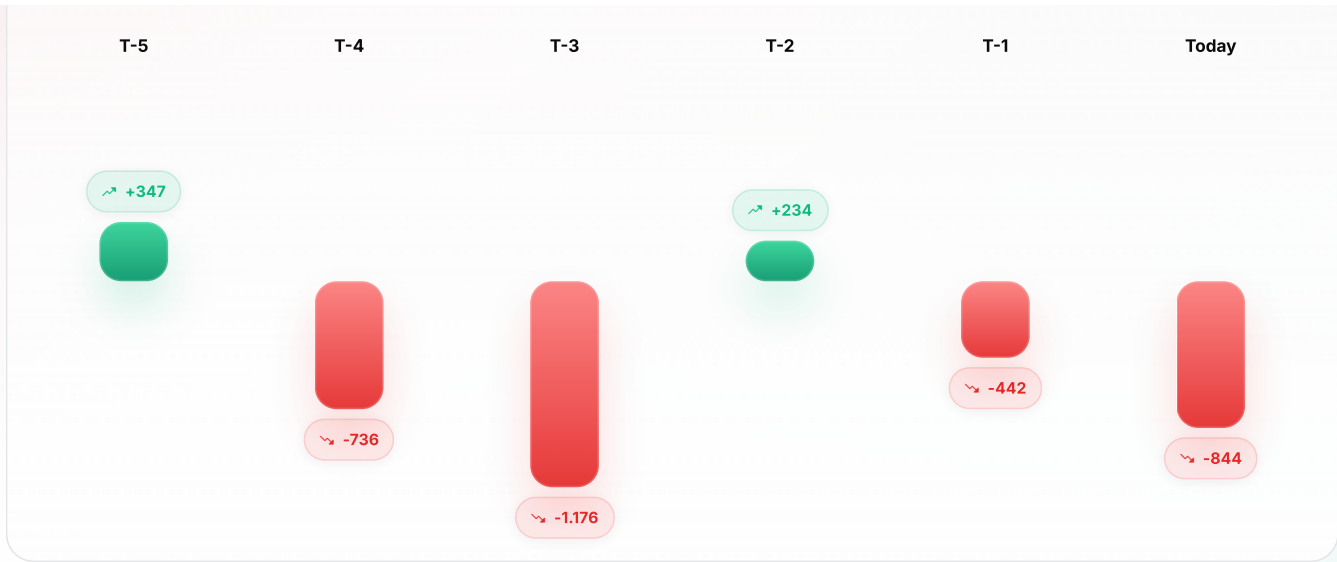
-2.617

Largest swing

-1.176

Reversal session

T-2



Source: Algo, ASEANSC compilation

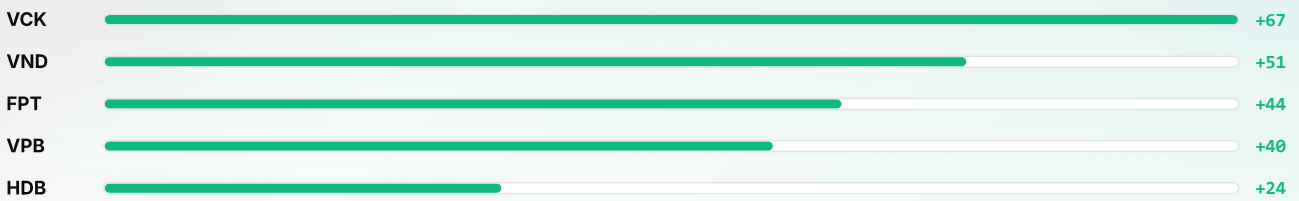
Key takeaway: Foreign investors recorded cumulative net selling of VND2,617bn over six sessions, with net selling in four of the six sessions.

FLOW LEADERS

TOP FOREIGN TRADING

Top 5 notable foreign net-bought and net-sold stocks during the session.

TOP 5 NET BOUGHT



TOP 5 NET SOLD



MONEY FLOW · HEATMAP

DOMESTIC & FOREIGN



FLOW HEATMAP

A summary of domestic and foreign money-flow priorities across key investment themes over a 1-week observation window.

TIME FRAME

29/06/2026 – 03/07/2026 (1 week)

 Place order

 Research Center


Foreign Flow Heatmap

📅 1 WEEK



Domestic Flow Heatmap

📅 1 WEEK



Exports	+524.75
Real Estate	+509.71
Earnings season	+463.95
U.S. - Iran	+387.95
New oil discovery	+260.37
FDI & industrial real estate	+98.74
Block B – O Mon gas-to-power chain	+41.38
Power sector	-31.64
Public investment	-127.43
Consumer & Retail	-375.98

Strong negative  Strong positive


Top Foreign Flow

 LOGIN REQUIRED

Logged-out view shows only the ranking of 10 stocks. Log in to ASC to view detailed tickers and open the price board.

#1 #2 #3 #4 #5

#6 #7 #8 #9 #10



Log in to view top stocks attracting foreign flow

The detailed stock list is hidden for visitors who have not logged in to an ASC account.

[→ Log in](#)


Top Domestic Flow

 LOGIN REQUIRED

Logged-out view shows only the ranking of 10 stocks. Log in to ASC to view detailed tickers and open the price board.

#1 #2 #3 #4 #5

#6 #7 #8 #9 #10



Log in to view top stocks attracting domestic flow

The detailed stock list is hidden for visitors who have not logged in to an ASC account.

[→ Log in](#)

 **DISCLAIMER**

This market report contains subjective views and is based on information sources deemed reliable and on careful, detailed analysis. ASEANSC does not guarantee the absolute accuracy or completeness of these information sources. This report is prepared solely for informational purposes and does not

constitute any specific securities trading offer, solicitation or instruction. Investors should use this report as a reference when making investment decisions and are fully responsible for their own investment decisions. Our views and estimates are valid as of the report date and may change without prior notice. This report is copyrighted by ASEANSC. Any reproduction, distribution or modification without ASEANSC's consent is prohibited.



ASEAN SECURITIES CORPORATION

Website: www.aseansc.com.vn

HEAD OFFICE

Floors 4, 5, 6, 7 – No. 3 Dang Thai Than,
Cua Nam Ward, Hanoi.

Tel: 024 6275 8668

Order hotline: **024 6275 8888**

HO CHI MINH CITY BRANCH

2nd Floor – No. 77–79 Pho Duc Chinh,
Ben Thanh Ward, Ho Chi Minh City.

Tel: 028 3933 0308

Order hotline: **028 3933 0309**



 **DOWNLOAD APP NOW**